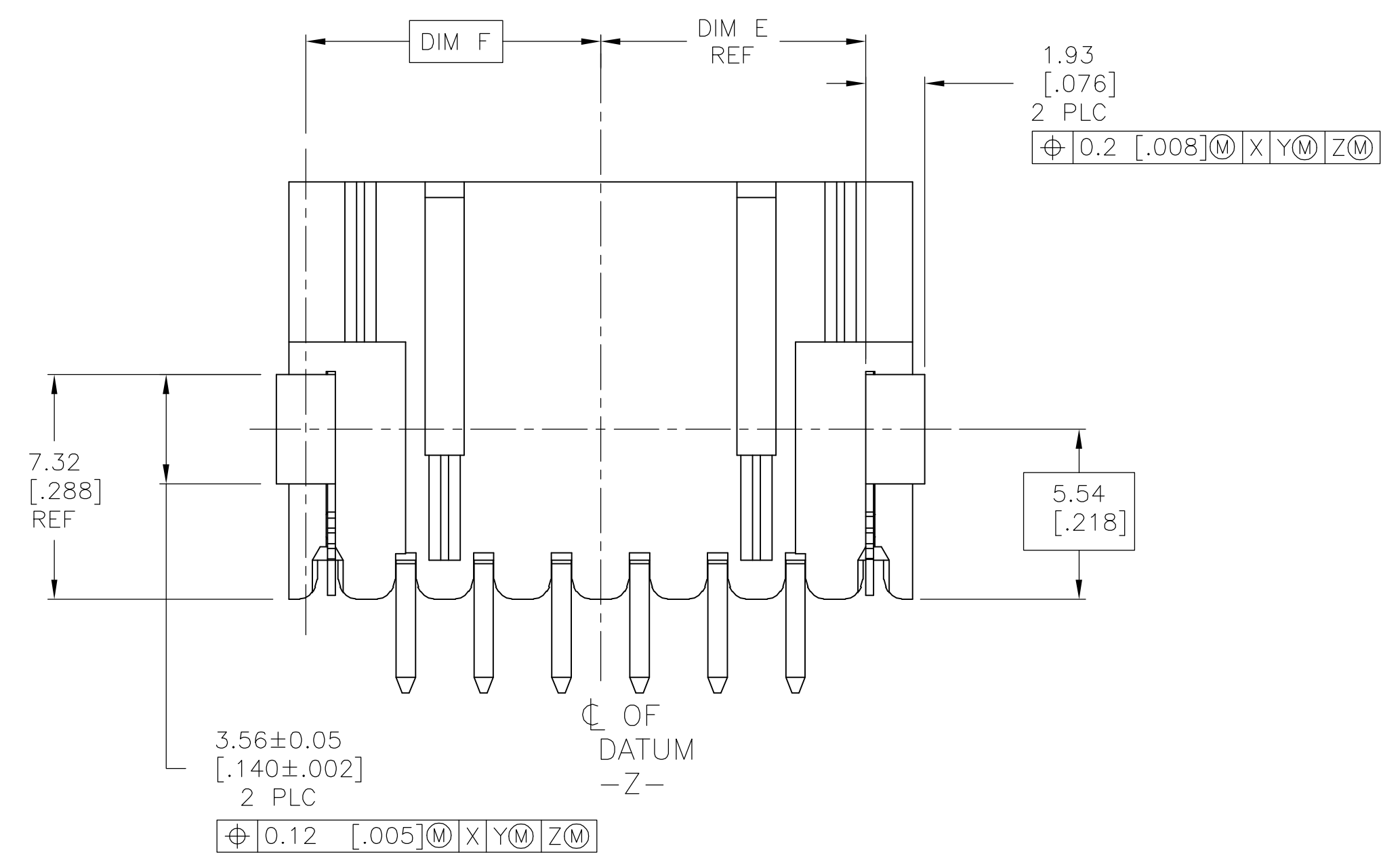
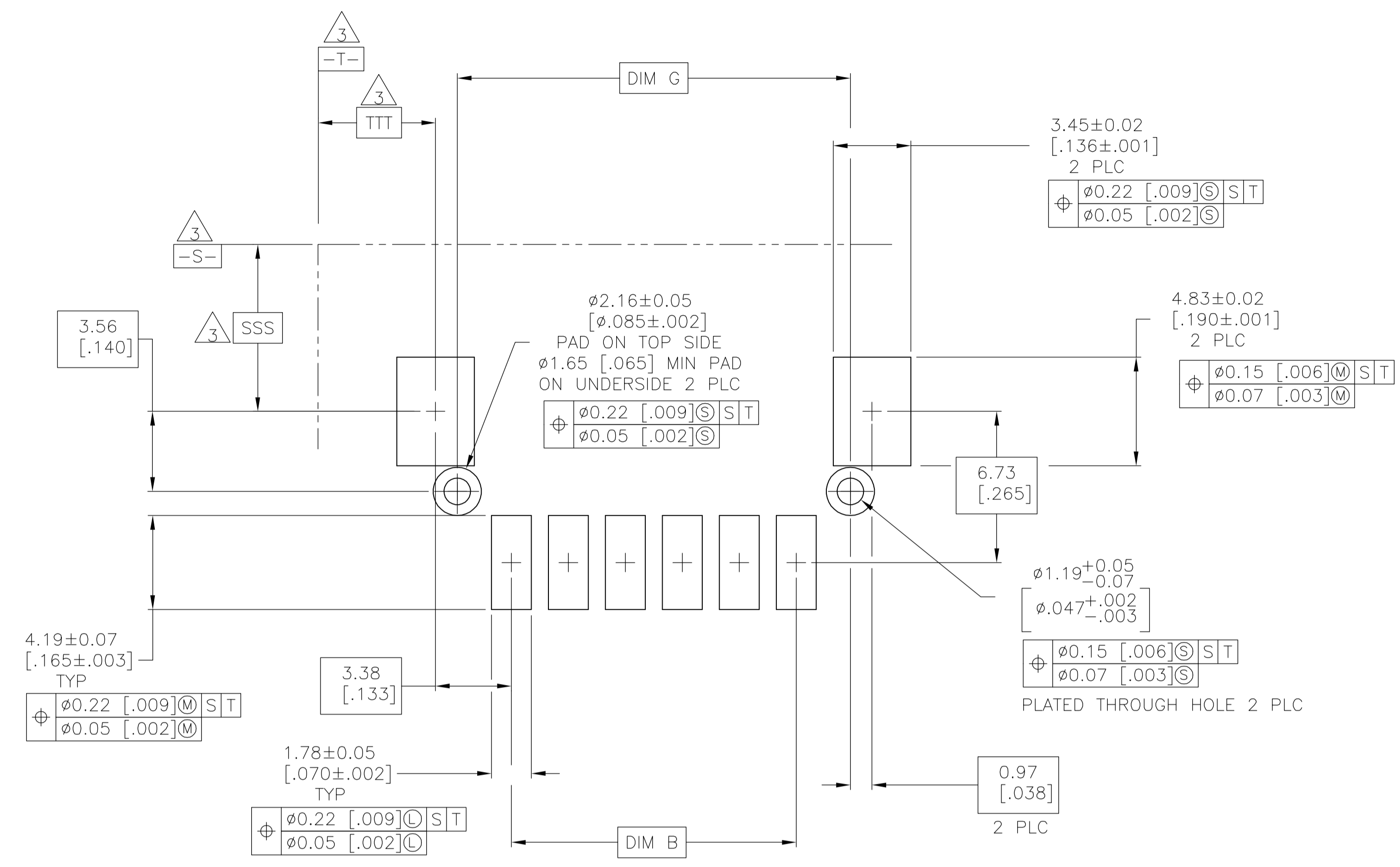


- 1 HOUSING: HIGH TEMPERATURE THERMOPLASTIC, COLOR-BLACK. POST: BRASS.
- 2 POST: 0.000762 [.000030] MIN GOLD ON THE CONTACT AREA, 0.00254-0.00508 [.000100-.000200] MIN MATTE TIN-LEAD ON THE SOLDER LEADS, ALL OVER 0.00127 [.000050] NICKEL.
- 3 DATUMS AND BASIC DIMENSIONS ESTABLISHED BY THE CUSTOMER.
- 4 TWO POLARIZATION SLOTS ON ASSEMBLIES WITH FOUR OR MORE POSITIONS.
- 5 POST: 0.000762 [.000030] MIN GOLD ON THE CONTACT AREA, 0.00254-0.00508 [.000100-.000200] MIN MATTE TIN ON THE SOLDER LEADS, ALL OVER 0.00127 [.000050] NICKEL.

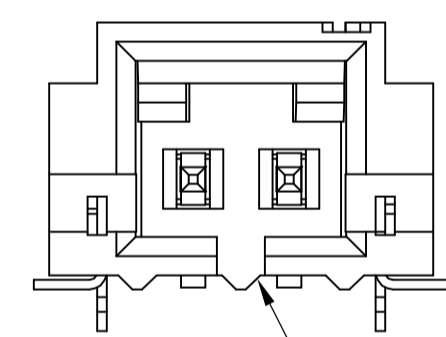


SEE TABLE ON SHEET #3

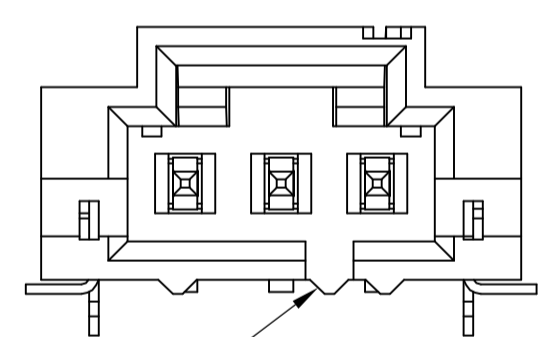
THIS DRAWING IS A CONTROLLED DOCUMENT.		DWN S2 HAYMAKER 02DEC99	tyco Electronics	Tyco Electronics Corporation Harrisburg, Pa 17105-3608	
DIMENSIONS: mm [INCHES]		CHK J. MOSIER 02DEC99		APVD J. MOSIER 02DEC99	NAME 108-25034
TOLERANCES UNLESS OTHERWISE SPECIFIED:		PRODUCT SPEC 108-25034		APPLICATION SPEC	
0 PLC ± -		SIZE A1		CAGE CODE 00779	
1 PLC ± -		DRAWING NO 147323		SCALE 6:1	
2 PLC ± -		SHEET 1 OF 4		REV F	
3 PLC ± 0.13 [.005]		CUSTOMER DRAWING			
4 PLC ± -					
ANGLES ± -					
FINISH SEE TABLE					



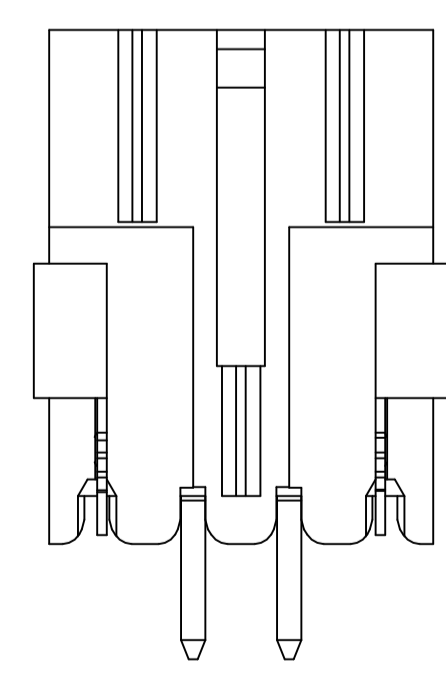
RECOMMENDED PC BOARD LAYOUT



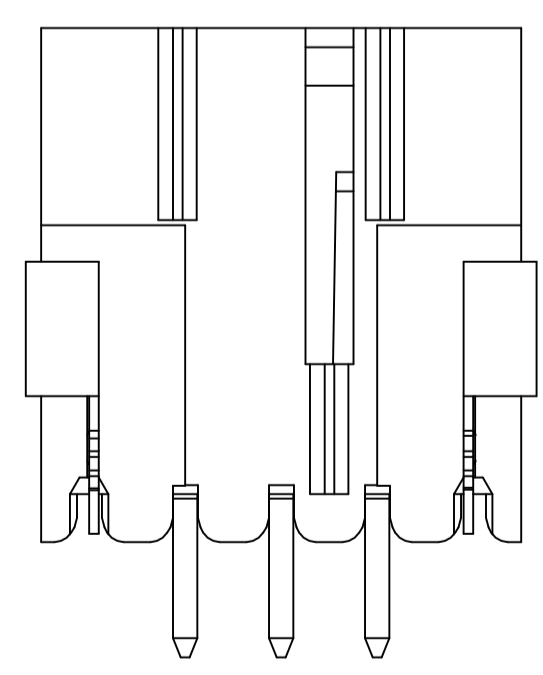
POLARIZATION SLOT FOR TWO POSITION



POLARIZING SLOT FOR THREE POSITION



147278-1



147278-2

THIS DRAWING IS A CONTROLLED DOCUMENT.		DWG B. HAYMAKER	02DEC99		Tyco Electronics Corporation Harrisburg, Pa 17105-3608	
DIMENSIONS: mm [INCHES]		CHK J. MOSIER	02DEC99		NAME 108-25034	
TOLERANCES UNLESS OTHERWISE SPECIFIED:		APVD J. MOSIER	02DEC99	PRODUCT SPEC 108-25034		
0 PLC ± -		APPLICATION SPEC		SIZE A1		
1 PLC ± -		WEIGHT		CAGE CODE 00779		
2 PLC ± -		CUSTOMER DRAWING		DRAWING NO 147323		
3 PLC ± 0.13 [.005]		SCALE		SHEET 2 OF 4		
4 PLC ± -		REV		REV F		
ANGLES ± ± -		FINISH		SEE TABLE		
MATERIAL		SCALE		6:1		

△ ₂	88	65.79 [2.590]	33.73 [1.328]	32.77 [1.290]	64.01 [2.520]	68.58 [2.700]	60.96 [2.400]	24	25	2-147323-4
△ ₂	88	63.25 [2.490]	32.46 [1.278]	31.50 [1.240]	61.47 [2.420]	66.04 [2.600]	58.42 [2.300]	23	24	2-147323-3
△ ₂	88	60.71 [2.390]	31.19 [1.228]	30.23 [1.190]	58.93 [2.320]	63.50 [2.500]	55.88 [2.200]	22	23	2-147323-2
△ ₂	88	58.17 [2.290]	29.92 [1.178]	28.96 [1.140]	56.39 [2.220]	60.96 [2.400]	53.34 [2.100]	21	22	2-147323-1
△ ₂	88	55.63 [2.190]	28.65 [1.128]	27.69 [1.090]	53.85 [2.120]	58.42 [2.300]	50.80 [2.000]	20	21	2-147323-0
△ ₂	72	53.09 [2.090]	27.38 [1.078]	26.42 [1.040]	51.31 [2.020]	55.88 [2.200]	48.26 [1.900]	19	20	1-147323-9
△ ₂	72	50.55 [1.990]	26.11 [1.028]	25.15 [.990]	48.77 [1.920]	53.34 [2.100]	45.72 [1.800]	18	19	1-147323-8
△ ₂	72	48.01 [1.890]	24.84 [.978]	23.88 [.940]	46.23 [1.820]	50.80 [2.000]	43.18 [1.700]	17	18	1-147323-7
△ ₂	72	45.47 [1.790]	23.57 [.928]	22.61 [.890]	43.69 [1.720]	48.26 [1.900]	40.64 [1.600]	16	17	1-147323-6
△ ₂	72	42.93 [1.690]	22.30 [.878]	21.34 [.840]	41.15 [1.620]	45.72 [1.800]	38.10 [1.500]	15	16	1-147323-5
△ ₂	72	40.39 [1.590]	21.03 [.828]	20.07 [.790]	38.61 [1.520]	43.18 [1.700]	35.56 [1.400]	14	15	1-147323-4
△ ₂	56	37.85 [1.490]	19.76 [.778]	18.80 [.740]	36.07 [1.420]	40.64 [1.600]	33.02 [1.300]	13	14	1-147323-3
△ ₂	56	35.31 [1.390]	18.49 [.728]	17.53 [.690]	33.53 [1.320]	38.10 [1.500]	30.48 [1.200]	12	13	1-147323-2
△ ₂	56	32.77 [1.290]	17.22 [.678]	16.26 [.640]	30.99 [1.220]	35.56 [1.400]	27.94 [1.100]	11	12	1-147323-1
△ ₂	56	30.23 [1.190]	15.95 [.628]	14.99 [.590]	28.45 [1.120]	33.02 [1.300]	25.40 [1.000]	10	11	1-147323-0
△ ₂	44	27.69 [1.090]	14.68 [.578]	13.72 [.540]	25.91 [1.020]	30.48 [1.200]	22.86 [.900]	9	10	147323-9
△ ₂	44	25.15 [.990]	13.41 [.528]	12.45 [.490]	23.37 [.920]	27.94 [1.100]	20.32 [.800]	8	9	147323-8
△ ₂	44	22.61 [.890]	12.14 [.478]	11.18 [.440]	20.83 [.820]	25.40 [1.000]	17.78 [.700]	7	8	147323-7
△ ₂	44	20.07 [.790]	10.87 [.428]	9.91 [.390]	18.29 [.720]	22.86 [.900]	15.24 [.600]	6	7	147323-6
△ ₂	44	17.53 [.690]	9.60 [.378]	8.64 [.340]	15.75 [.620]	20.32 [.800]	12.70 [.500]	5	6	147323-5
△ ₂	32	14.99 [.590]	8.33 [.328]	7.37 [.290]	13.21 [.520]	17.78 [.700]	10.16 [.400]	4	5	147323-4
△ ₂	24	12.45 [.490]	7.06 [.278]	6.10 [.240]	10.67 [.420]	15.24 [.600]	7.62 [.300]	3	4	147323-3
△ ₂	24	9.91 [.390]	5.79 [.228]	4.83 [.190]	8.13 [.320]	12.70 [.500]	5.08 [.200]	2	3	147323-2
△ ₂	24	7.37 [.290]	4.52 [.178]	3.56 [.140]	5.59 [.220]	10.16 [.400]	2.54 [.100]	1	2	147323-1
PLATING	EAI 481 TAPE WIDTH mm	G	F	E	D	C	B	A	NO OF POSN	PART NUMBER

THIS DRAWING IS A CONTROLLED DOCUMENT.		DWG: B. HAYMAKER 02DEC99		Tyco Electronics Corporation Harrisburg, Pa 17105-3608	
DIMENSIONS: mm [INCHES]		CHK: J. MOSIER 02DEC99		APVD: J. MOSIER 02DEC99	
TOLERANCES UNLESS OTHERWISE SPECIFIED:		PRODUCT SPEC: 108-25034		NAME: HEADER ASSEMBLY, LATCHING, RIGHT ANGLE SURFACE MOUNT, MTE, AMPMODU	
0 PLC ± - 1 PLC ± - 2 PLC ± - 3 PLC ± 0.13 [.005] 4 PLC ± - ANGLES ± -		APPLICATION SPEC: -		SIZE: A1	
MATERIAL: △ ₁		FINISH: SEE TABLE		WEIGHT: -	
		CUSTOMER DRAWING		SCALE: 1:1 SHEET 3 OF 4 REV F	

△5	88	65.79 [2.590]	33.73 [1.328]	32.77 [1.290]	64.01 [2.520]	68.58 [2.700]	60.96 [2.400]	24	25	7-147323-4
△5	88	63.25 [2.490]	32.46 [1.278]	31.50 [1.240]	61.47 [2.420]	66.04 [2.600]	58.42 [2.300]	23	24	7-147323-3
△5	88	60.71 [2.390]	31.19 [1.228]	30.23 [1.190]	58.93 [2.320]	63.50 [2.500]	55.88 [2.200]	22	23	7-147323-2
△5	88	58.17 [2.290]	29.92 [1.178]	28.96 [1.140]	56.39 [2.220]	60.96 [2.400]	53.34 [2.100]	21	22	7-147323-1
△5	88	55.63 [2.190]	28.65 [1.128]	27.69 [1.090]	53.85 [2.120]	58.42 [2.300]	50.80 [2.000]	20	21	7-147323-0
△5	72	53.09 [2.090]	27.38 [1.078]	26.42 [1.040]	51.31 [2.020]	55.88 [2.200]	48.26 [1.900]	19	20	6-147323-9
△5	72	50.55 [1.990]	26.11 [1.028]	25.15 [.990]	48.77 [1.920]	53.34 [2.100]	45.72 [1.800]	18	19	6-147323-8
△5	72	48.01 [1.890]	24.84 [.978]	23.88 [.940]	46.23 [1.820]	50.80 [2.000]	43.18 [1.700]	17	18	6-147323-7
△5	72	45.47 [1.790]	23.57 [.928]	22.61 [.890]	43.69 [1.720]	48.26 [1.900]	40.64 [1.600]	16	17	6-147323-6
△5	72	42.93 [1.690]	22.30 [.878]	21.34 [.840]	41.15 [1.620]	45.72 [1.800]	38.10 [1.500]	15	16	6-147323-5
△5	72	40.39 [1.590]	21.03 [.828]	20.07 [.790]	38.61 [1.520]	43.18 [1.700]	35.56 [1.400]	14	15	6-147323-4
△5	56	37.85 [1.490]	19.76 [.778]	18.80 [.740]	36.07 [1.420]	40.64 [1.600]	33.02 [1.300]	13	14	6-147323-3
△5	56	35.31 [1.390]	18.49 [.728]	17.53 [.690]	33.53 [1.320]	38.10 [1.500]	30.48 [1.200]	12	13	6-147323-2
△5	56	32.77 [1.290]	17.22 [.678]	16.26 [.640]	30.99 [1.220]	35.56 [1.400]	27.94 [1.100]	11	12	6-147323-1
△5	56	30.23 [1.190]	15.95 [.628]	14.99 [.590]	28.45 [1.120]	33.02 [1.300]	25.40 [1.000]	10	11	6-147323-0
△5	44	27.69 [1.090]	14.68 [.578]	13.72 [.540]	25.91 [1.020]	30.48 [1.200]	22.86 [.900]	9	10	5-147323-9
△5	44	25.15 [.990]	13.41 [.528]	12.45 [.490]	23.37 [.920]	27.94 [1.100]	20.32 [.800]	8	9	5-147323-8
△5	44	22.61 [.890]	12.14 [.478]	11.18 [.440]	20.83 [.820]	25.40 [1.000]	17.78 [.700]	7	8	5-147323-7
△5	44	20.07 [.790]	10.87 [.428]	9.91 [.390]	18.29 [.720]	22.86 [.900]	15.24 [.600]	6	7	5-147323-6
△5	44	17.53 [.690]	9.60 [.378]	8.64 [.340]	15.75 [.620]	20.32 [.800]	12.70 [.500]	5	6	5-147323-5
△5	32	14.99 [.590]	8.33 [.328]	7.37 [.290]	13.21 [.520]	17.78 [.700]	10.16 [.400]	4	5	5-147323-4
△5	24	12.45 [.490]	7.06 [.278]	6.10 [.240]	10.67 [.420]	15.24 [.600]	7.62 [.300]	3	4	5-147323-3
△5	24	9.91 [.390]	5.79 [.228]	4.83 [.190]	8.13 [.320]	12.70 [.500]	5.08 [.200]	2	3	5-147323-2
△5	24	7.37 [.290]	4.52 [.178]	3.56 [.140]	5.59 [.220]	10.16 [.400]	2.54 [.100]	1	2	5-147323-1
PLATING	EAI 481 TAPE WIDTH mm	G	F	E	D	C	B	A	NO OF POSN	PART NUMBER

THIS DRAWING IS A CONTROLLED DOCUMENT.		DWN B. HAYMAKER 02DEC99		Tyco Electronics Corporation Harrisburg, Pa 17105-3608	
DIMENSIONS: mm [INCHES]		CHK J. MOSIER 02DEC99		NAME HEADER ASSEMBLY, LATCHING, RIGHT ANGLE SURFACE MOUNT, MTE, AMPMODU	
TOLERANCES UNLESS OTHERWISE SPECIFIED:		APVD J. MOSIER 02DEC99	PRODUCT SPEC 108-25034		
0 PLC ± - 1 PLC ± - 2 PLC ± - 3 PLC ± 0.13 [.005] 4 PLC ± - ANGLES ± -		APPLICATION SPEC			
MATERIAL △1		FINISH SEE TABLE		SIZE A1	RESTRICTED TO
WEIGHT		DRAWING NO 00779		SCALE 1:1	
CUSTOMER DRAWING		DRAWING NO 147323		SHEET 4 OF 4	